FOERSTER

PIPEPROOF

Complete EMI Testing Line for Oilfield Tubular Goods



PIPEPROOF

Complete EMI Testing Line for Oilfield Tubular Goods





Built for OCTG Inspection Excellence. PIPEPROOF is a turnkey electromagnetic inspection (EMI) testing line specifically designed for the demanding requirements of the OCTG industry. It enables pipe processors, threading companies, coating providers and heat treatment specialists to reliably meet the quality standards of the global oil and gas market.

The system combines the proven ROTOMAT DA and TRANSOMAT DA magnetic flux leakage technologies to provide comprehensive inspection of ferromagnetic steel pipes. While the ROTOMAT DA detects longitudinal defects, the TRANSOMAT DA identifies transverse defects and simultaneously performs wall thickness monitoring. Together, both systems deliver reliable 360° inspection of the pipe's inner and outer surface.

Advanced sensor array technology, high-definition C-Scan visualization and intelligent evaluation algorithms enable the reliable detection of natural defects, including short and oblique indications that are often difficult to identify using conventional inspection methods. Designed around industry requirements and API specifications, PIPEPROOF offers outstanding repeatability, minimized untested ends, short changeover times and maximum system availability.

Available in two size ranges, PIPEPROOF can be tailored to different pipe diameters while maintaining the same high inspection performance. The result is a complete testing solution that combines superior defect detection, operational efficiency and long-term reliability.

YOUR ADVANTAGES AT A GLANCE

Complete EMI Testing Line: Turnkey inspection solution with integrated sensor systems, mechanics and evaluation electronics for OCTG applications.

360° Defect Detection: Reliable detection of longitudinal, transverse and oblique defects on both the inner and outer pipe surface.

Integrated Wall Monitoring: Simultaneous detection of wall thickness reductions for comprehensive quality assessment.

High-Definition C-Scan Visualization: Real-time display of inspection results enables precise defect localization and evaluation.

Outstanding Repeatability: Optimized enclosed testing concept ensures highly repeatable and reproducible inspection results.

Short Changeover Times: Complete size change and calibration can be performed in less than 20 minutes, minimizing downtime.

Minimized Untested Ends: Reduced end areas increase the effective inspection coverage of every pipe.

Maximum System Availability: Robust design and minimized maintenance requirements ensure high operational uptime.

API-Oriented Inspection: Developed to meet the requirements of API specifications and other international standards.

Easy Integration: Compact footprint and turnkey design allow seamless integration into existing production and inspection environments.

TECHNICAL INFORMATION

TEST METHODS:	Non-destructive testing with Direct Current Magnetic Flux Leakage (DCMFL) to detect longitudinal, transversal, oblique, external and internal defects
PIPE END CONDITION:	Plain, upset or threads and couplings
TEST MATERIAL:	Round ferromagnetic steel pipes (seamless or longitudinally welded)
NOMINAL PIPE DIAMETER:	— PIPEPROOF size 1: 60.3 mm (2 3/8 “) to 196.8 mm (7 3/4 “) — PIPEPROOF size 2: 114.3 mm (4 1/2 “) to 355.6 mm (14 “)
WALL THICKNESS MONITORING:	down to 5% wall thickness reduction
UNTESTED ENDS:	max. 4” (100 mm)
NO. OF CHANNELS:	— ROTOMAT DA: 80 — TRANSOMAT DA: 288
TEST HEAD OPERATION:	— ROTOMAT DA: controlled — TRANSOMAT DA: controlled
TESTING SPEED:	— Testing speed 200 ft/min at rotating speed of 400 RPM — Pipes with an outside diameter greater than 4 1/2“ having a wall thickness of > 0.5“ may require adapted rotating speed for best ID detection — Detailed speed diagram provided upon request
STRAIGHTNESS:	— 0.2% of the total pipe length and 1/8” (3.18 mm) — max. drop over a length of 6.0 ft (183 mm)
PIPE TEMPERATURE:	5 – 80 °C (41– 176 °F)

NORMS

API 5 CT: Specifies the technical requirements for steel pipes used in oil and gas industry for casings, tubings and couplings.

API 5 L: Describes the requirements for seamless and welded steel pipes used in pipelines transporting oil and gas. The API 5L specifications correspond to ISO 3183.

API 5 D: The standard specifies requirements for the manufacture, dimensions, tolerances and inspection of drill stem elements used in oil and gas drilling operations.

DIN EN ISO 10893-3: Describes the automated full peripheral flux leakage testing of seamless and welded (except submerged arc-welded) ferromagnetic steel tubes for the detection of longitudinal and/or transverse imperfections.

FOERSTER

foerstergroup.com

The FOERSTER Group is represented by subsidiaries and representatives in over 60 countries worldwide. You can find a complete overview on our website.

Headquarters
Institut Dr. Foerster GmbH & Co. KG

In Laisen 70
72766 Reutlingen
Germany

+49 7121 140 0
info@foerstergroup.com

© Copyright 2026 – Copyright notice: All contents of this work, in particular texts, photographs and graphics, are protected by copyright. Unless explicitly stated otherwise, the copyright lies with Institut Dr. Foerster GmbH & Co. KG. Please contact us if you wish to use any part of this work.

Generated: 2026-10-27 05:13:35